


---

• Teacher's Class notes •

---

Learn How To Read  
*Al-Qur'an*



*Compiled by*

*Maha Rashed*

## ***Table of Contents***

<i>Introduction.....</i>	<i>1</i>
<i>The Arabic Letters.....</i>	<i>2</i>
<i>Short Vowels .....</i>	<i>3</i>
<i>Fat-hah.....</i>	<i>3</i>
<i>Words with Fat-hah .....</i>	<i>5</i>
<i>Exercise 1.....</i>	<i>11</i>
<i>Kasrah .....</i>	<i>12</i>
<i>Words with kasrah .....</i>	<i>14</i>
<i>Exercise 2.....</i>	<i>16</i>
<i>Dhammah.....</i>	<i>17</i>
<i>Words with Dhammah.....</i>	<i>19</i>
<i>Exercise 3 .....</i>	<i>21</i>
<i>The Connected form of the Arabic Letters.....</i>	<i>23</i>
<i>Saakinah Letters.....</i>	<i>33</i>
<i>Words with Sukoon .....</i>	<i>35</i>
<i>Exercise 4.....</i>	<i>38</i>
<i>Madd letters .....</i>	<i>41</i>
<i>Words with Alif Madd .....</i>	<i>43</i>
<i>Exercise 5.....</i>	<i>46</i>
<i>Words with Yaa Madd .....</i>	<i>48</i>
<i>Exercise 6.....</i>	<i>51</i>
<i>Words with Waw Madd.....</i>	<i>56</i>

<i>Exercise 7</i> .....	58
<i>The Tanween</i> .....	63
<i>Words with Tanween</i> .....	67
<i>Exercise 8</i> .....	70
<i>The Shaddah</i> .....	72
<i>Words with Shaddah and short vowels</i> .....	75
<i>Words with Shaddah and Tanween</i> .....	78
<i>Words with Shaddah and Madd</i> .....	79
<i>Exercise 9</i> .....	81
<i>Hamzatul-Wassl</i> .....	83
<i>Skipping Hamza Tul-Wassl</i> .....	84
<i>Exercise 10</i> .....	84
<i>Pronouncing Hamza Tul-Wassl</i> .....	85
<i>Exercise 11</i> .....	88
<i>Laam At-Ta'reef</i> .....	89
<i>Exercise 12</i> .....	90
<i>Rules of Stopping</i> .....	91
<i>Exercise 13</i> .....	92
<i>The Hamzah</i> .....	95
<i>Exercise 14</i> .....	95
<i>Referances</i> .....	98

## **Introduction**

This book is designed for beginners who are eager to read Al-Quran via its Arabic Uthmani script. It is a step-by-step guide for learning to read the Quranic script. The learners are encouraged to engage a teacher to guide them through this book Inshallah. After completing this book, the learner is encouraged to upgrade to the Book of Tajweed “*Reach the Goal via Tajweed Rules*” to learn about Rules of Quran Recitation.

### ***Using the Uthmani Script***

This book is one of few books that present all the Quranic words in their original script (from Madinah Mushaf) which is the Uthmani script.

One thing that I can relate from my own experience in teaching Quran-reading is that it is much simpler to read the Uthmani script because of the system of signs that is only found in the Uthmani script.

Throughout my experiences in teaching Quran, I noticed how difficult it is for those students who have been reading other scripts to read the Uthmani script because of differences in the writing, style and system of signs.

Also, the Uthmani script is gaining more popularity throughout the muslim world with the widespread and more generous distribution of copies in Madinah Mushaf.

The system of signs (vowels) in this script conforms to the way the Quran should be recited and makes understanding and following the rules of Tajweed very natural. Initially, this script may appear difficult but in the end it provides greater clarity and precision.

This book can be used together with “*learn to write Arabic-Part I & II*”. It is worth stressing the importance of learning to write the Arabic script during learning reading. This is a necessary skill in its own right as a basis for further study of Arabic language. Writing also helps tremendously in the process of mastering the reading of the script, and for that reason, reading and writing should proceed together.

With the purpose of building the reading skill I have relied heavily on the mere reading from the Uthmani script without bringing in any of the Tajweed rules. Learning the rules of recitation can be the next goal and the learner will find the author’s other book “*Reach the goal via Tajweed rules*” very useful.

*May Allah bless this effort to contribute to the more widespread and continued reading of the Holy Quran. I also pray that through this work many will take on themselves the great task of learning Arabic as a language with a sole purpose to understand Allah’s Words.*

*Maha Rasheed*

## The Arabic Alphabet

### الحروف العربية

ث	ت	ب	أ
ثا	تا	با	ألف
د	خ	ح	ج
دال	خا	حا	جيم
س	ز	ر	ذ
سين	زاي	را	ذال
ط	ض	ص	ش
طا	ضاد	صاد	شين
ف	غ	ع	ظ
فا	غين	عين	ظا
م	ل	ك	ق
ميم	لام	كاف	قاف
ي	و	هـ	ن
يا	واو	ها	نون

## **Short Vowels (Harakaat)**

### **الحركات**

#### **The meaning of Harakaat:**

It is the plural of the Arabic word Harakah “حركة” and it means “Movement”

#### **Types of Harakaat:-**

There are three types of Harakaat (Vowels) “ َ ” “ ِ ” “ ُ ”

#### **First: Fat-hah “ َ ”**

- **The way it is written :**

Above the letter

- **Example:** بَ

- **The way of pronunciation:**

Fat-hah is pronounced by separating the two jaws and opening the mouth.

The following table shows the Arabic Alphabet with Fat-hah: -

The Arabic letters with Fat-hah

أَ	بَ	تَ	ثَ
جَ	حَ	خَ	دَ
ذَ	رَ	زَ	سَ
شَ	صَ	ضَ	طَ
ظَ	عَ	فَ	قَ
كَ	لَ	مَ	نَ
هَ	وَ	يَ	

## Words with Fat-hah

كلمات بالفتحة

Read the following words with Fat-hah

At the end	In the middle	In the beginning	The letter
ذَرَأَ	سَ أَل	أَخَذَ	أَ
ذَرَأَ	سَأَلَ	أَخَذَ	
ذَهَبَ	صَبَرَ	بَدَأَ	بَ
ذَهَبَ	صَبَرَ	بَدَأَ	
سَكَتَ	فَاتَحَ	تَرَكَ	تَ
سَكَتَ	فَاتَحَ	تَرَكَ	
شَجَرَةَ	---	---	هَ
شَجَرَةَ			

Wonderful  
You just read 10  
words from  
Quran.  
Your total is 10



At the end	In the middle	In the beginning	The letter
بَعَثَ	مَثَلٌ	---	ثَ
بَعَثَ	مَثَلٌ	---	
مَرَجَ	وَجَدَ	جَمَعَ	جَ
مَرَجَ	وَجَدَ	جَمَعَ	
شَرَحَ	أَحَدَ	حَمَلَ	حَ
شَرَحَ	أَحَدَ	حَمَلَ	
وَنَفَخَ	دَخَلَ	خَتَمَ	خَ
وَنَفَخَ	دَخَلَ	خَتَمَ	
حَسَدَ	صَدَقَ	دَخَلَ	دَ
حَسَدَ	صَدَقَ	دَخَلَ	

Congratulation  
You completed 14  
words from Quran  
Your total is 24

At the end	In the middle	In the beginning	The letter
نَبَ ذَ	كَ ذَبَ	ذَهَبَ	ذَ
نَبَذَ	كَذَبَ	ذَهَبَ	
حَضَرَ	تَرَكَ	رَجَعَ	رَ
حَضَرَ	تَرَكَ	رَجَعَ	
لَبَرَ	عَزَمَ	زَعَمَ	زَ
لَبَّرَ	عَزَمَ	زَعَمَ	
عَبَسَ	كَسَبَ	سَرَقَ	سَ
عَبَسَ	كَسَبَ	سَرَقَ	
---	كَشَفَ	شَكَرَ	شَ
	كَشَفَ	شَكَرَ	

MashaaAllah  
You completed 17  
words from Quran  
Your total is 41

At the end	In the middle	In the beginning	The letter
نَ كَ صَ	فَ صَ لَ	صَ دَ قَ	صَ
نَكَّصَ	فَصَلَ	صَدَقَ	
فَ رَ ضَ	حَ ضَ رَ	ضَ رَ بَ	ضَ
فَرَضَ	حَضَرَ	ضَرَبَ	
بَ سَ طَ	فَ طَ رَ	طَ بَ عَ	طَ
بَسَطَ	فَطَرَ	طَبَعَ	
---	نَ ظَ رَ	ظَ لَ مَ	ظَ
	نَظَرَ	ظَلَمَ	
شَ رَ عَ	جَ عَ لَ	عَ بَ دَ	عَ
شَرَعَ	جَعَلَ	عَبَدَ	

Wonderful  
You completed 14  
words from Quran  
Your total is 55

At the end	In the middle	In the beginning	The letter
نَزَعٌ	فَغَفَرَ	غَفَرَ	غ
نَزَعٌ	فَغَفَرَ	غَفَرَ	
صَرَفَ	أَفَلَ	فَصَلَ	ف
صَرَفَ	أَفَلَ	فَصَلَ	
أَبَقَ	تَقَعُ	قَتَلَ	ق
أَبَقَ	تَقَعُ	قَتَلَ	
تَرَكَ	أَكَلَ	كَتَبَ	ك
تَرَكَ	أَكَلَ	كَتَبَ	
نَزَلَ	سَلَفَ	لَعَنَ	ل
نَزَلَ	سَلَفَ	لَعَنَ	

Congratulations  
You completed 15  
words from Quran  
Your total is 70

At the end	In the middle	In the beginning	The letter
حَ كَ مَ	أَمَر	مَنْ عَ	مَ
حَكَمَ	أَمَرَ	مَنْعَ	
سَ كَ نَ	مَنْ عَ	نَبَذَ	نَ
سَكَنَ	مَنْعَ	نَبَذَ	
---	جَهَرَ	هَلَكَ	هَ
---	جَهَرَ	هَلَكَ	
---	فَوَهَبَ	وَسَقَ	وَ
---	فَوَهَبَ	وَسَقَ	
---	وَيَذَرَكَ	يَذَكَ	يَ
---	وَيَذَرَكَ	يَذَكَ	

Congratulations  
You completed 12  
words from Quran  
Your total is 82

## Exercises 1

### 1. Read and write the following words

وَقَبَ

سَكَنَ

خَلَقَ

تَرَكَ

نَكَصَ

حَسَدَ

جَمَعَ

فَعَلَ

كَسَبَ

بَعَثَ

ذَهَبَ

أَبَقَ

حَضَرَ

زَعَمَ

شَجَرَ

بَسَطَ

نَزَعَ

ظَلَمَ

MashaaAllah  
You completed 18  
words from Quran  
Your total is 100

**Second: Kasrah** “ ”

- **The way it is written :**

Below the letter

- **Example:** ب

- **The way of pronunciation:**

Kasrah is pronounced by dropping the lower jaw.

The following table shows the Arabic Alphabet with Kasrah: -

The Arabic letters with Kasrah

ثَ	ثَ	بَ	أَ
دَ	نَ	رَ	جَ
سَ	زَ	رَ	دَ
وَ	ظَ	حَ	شَ
فَ	ضَ	مَ	ظَ
هَ	كَ	كَ	قَ
يَ	وَ	هَ	نَ



## Words with Kasrah

كلمات بالكسرة

Example	The letter	Example	The letter	Example	The letter
أَبَاتِ	تِ	حَبِطَ	بِ	إِرْمَ	إِ
أَبَّتِ		حَبِطَ		إِرْمَ	
رَحِمَ	حِ	تَجِدَ	جِ	وَرِثَةَ	هَ
رَحِمَ		تَجِدَ		وَرِثَةَ	
أَذِنَ	ذِ	رَدِفَ	دِ	بَخِلَ	خِ
أَذِنَ		رَدِفَ		بَخِلَ	
خَسِرَ	سِ	فَفَزِعَ	زِ	أَثَرَ	رِ
خَسِرَ		فَفَزِعَ		أَثَرَ	

MashaaAllah  
You completed 12  
words from Quran  
Your total is 112

Example	The letter	Example	The letter	Example	The letter
خَطِ فَا	ط	رَضِي	ض	شِيَّةَ	ش
خَطِفَ		رَضِيَ		شِيَّةَ	
بَقِي	ق	حَفِظَ	ف	عَوَجَ	ع
بَقِيَ		حَفِظَ		عَوَجَ	
أَمِنَ	م	عَلِمَ	ل	مَلِكِ	ك
أَمِنَ		عَلِمَ		مَلِكِ	
وَلِوِ	و	شَهَدَ	ه	تَرَنَ	ن
وَلَوِ		شَهَدَ		تَرَنَ	

MashaaAllah  
 You completed 12  
 words from Quran  
 Your total is 124

Example	The letter
يَ دِي	ي
يَدِي	

## Exercises 2

### 1. Read and write the following words

بِئِدِنَكَ    تَزِدُ    وَاذِ

بِشْمَرِهِ    خَشِيَ    بَعْصِمِ

شِيعِ    تَقِ    لِأَهَبِ

عَمَلِ    عَمِلَ    يَيْسِ

MashaaAllah  
You completed 13  
words from Quran  
Your total is 137

Learn How To Read *Al-Qur'an*

**Third: Dhammah** “ ء ”

- **The way it is written :**

Above the letter

**Example:** ء

- **The way of pronunciation:**

Dhammah is pronounced by rounding the two lips completely without letting them come into a complete contact.

The following table shows the Arabic Alphabet with Dhammah: -

The Arabic letters with Dhammah

أُ	بُ	تُ	ثُ
جُ	حُ	خُ	دُ
ذُ	رُ	زُ	سُ
شُ	صُ	ضُ	طُ
ظُ	عُ	غُ	فُ
قُ	كُ	لُ	مُ
نُ	هُ	وُ	يُ

## Words with Dhammah

كلمات بالضممة

Example	The letter	Example	The letter	Example	The letter
تُطِع	تُ	خَبُّثَ	بُ	أُفِكَ	أُ
تُطِعِ		خَبُّثَ		أُفِكَ	
حُشِرَ	حُ	يَلِجُ	جُ	نَرِثُ	ثُ
حُشِرَ		يَلِجُ		نَرِثُ	
أُذُنُ	ذُ	دُبُّرُهُ	دُ	خُمُسُهُ	خُ
أُذُنُ		دُبُّرُهُ		خُمُسُهُ	
رُسُلُ	سُ	زُبُرُ	زُ	أَتَذُرُ	رُ
رُسُلُ		زُبُرُ		أَتَذُرُ	
فَطَّبِعَ	طُ	ضُرِبَ	ضُ	صُحُفِ	صُ
فَطَّبِعَ		ضُرِبَ		صُحُفِ	

MashaaAllah  
You completed 15  
words from Quran  
Your total is 152

Example	The letter	Example	The letter	Example	The letter
غُلِبَتِ	غ	عُثِرَ	ع	ظُلِمَ	ظ
غُلِبَتْ		عُثِرَ		ظُلِمَ	
كُتِبَتِ	ك	خُلِقَ	ق	تَصِفُ	ف
كُتِبَتْ		خُلِقَ		تَصِفُ	
أُذِنُ	ن	غَنِمَ	م	لُعِنَ	ل
أُذِنُ		غَنِمَ		لُعِنَ	
يُرِدُ	ي	رَأَوْا	و	هُوَ	هـ
يُرِدُ		رَأَوْا <sup>(1)</sup>		هُوَ	
<div style="border: 1px solid black; padding: 10px; text-align: center;"> <p><b>MashaaAllah</b>                      You completed 13                      words from Quran                      Your total is 165</p> </div>				شَجَرَةٌ	ة
				شَجَرَةٌ	

<sup>1</sup> This sign ( ◌ ) is called circle Sukoon. It makes the letter silent. Like in these words

رَأَوْا and أَوْلِيَّكَ

### Exercises 3

#### 1. Read and write the following words

قُرَىٰ	ضَعْفَ	شَجَرَةٌ
تَكُ	يَكُنِ	فُقْتِلَ
أَتَذُرُ	رُسُلُ	خُلُقُ
فَهُوَ	عُنُقِكَ	نُفِخَ
حَصَبُ	لِيرِيهِ	فَبَصَرُكَ
فَجَمِعَ	كَثُرُ	ثُلثُهُ
ذُبِحَ	أَعْظَمَكَ	صُحُفِ

MashaaAllah  
You completed 21  
words from Quran  
Your total is 186



### Short vowels review

- **Fat-hah** is pronounced by separating the two jaws and opening the mouth.
- **Kasrah** is pronounced by dropping the lower jaw.
- **Dhammah** is pronounced by rounding the two lips completely without letting them come into a complete contact.

### Exercise

أَ	إِ	أُ	بَ	بِ	بُ	تَ	تِ	تُ
ثَ	ثِ	ثُ	جَ	جِ	جُ	حَ	حِ	حُ
خَ	خِ	خُ	دَ	دِ	دُ	ذَ	ذِ	ذُ
رَ	رِ	رُ	زَ	زِ	زُ	سَ	سِ	سُ
شَ	شِ	شُ	صَ	صِ	صُ	ضَ	ضِ	ضُ
طَ	طِ	طُ	ظَ	ظِ	ظُ	عَ	عِ	عُ
غَ	غِ	غُ	فَ	فِ	فُ	قَ	قِ	قُ
كَ	كِ	كُ	لَ	لِ	لُ	مَ	مِ	مُ
نَ	نِ	نُ	هَ	هِ	هُ	وَ	وِ	وُ
يَ	يِ	يُ						

## Th connected form of the Arabic letters

### First: The orphan letters <sup>(2)</sup>

Example	Connected form	The letter
أَخَذَ	أ	أ
فَأَخَذَ	أ	
وَهُوَ	و	و
فَوَهَبَ	و	
دَخَلَ	د	د
صَدَقَ	د	
أَذِنَ	ذ	ذ
كَذَبَ	ذ	
وَرَثَةَ	ر	ر
عَرَضَهُمْ	ر	
زُبُرٍ	ز	ز
فَفَرَعَ	ز	

<sup>2</sup> These letters are called “orphan letters” because they do not join the following letters (in the direction of writing from right to left). If they are in initial or median position, they cause a “graphic rupture” in the word. So they have only two positions: single and final. The letter which follows is automatically in initial position.

**Second: The rest of the Arabic letters**

Example	Connected form	The letter
دُبْرَهُ	بَا	ب
بِخَلٍ		
خَبَثَ	بَا	
ذَهَبَ	بَب	
ضَرَبَ	بَب	
أَتَذُرُ	تَا	
تَجِدَ		
فَتَحَ	تَا	
سَكَتَ	تَات	
حُشِرَتْ	تَات	

Example	Connected form	The letter
وَرَثَةٍ	ثا	ث
تُجَاجًا		
ثُلُثُهُ	ثا	
خُبُثًا	ثا	
حَرِثًا	ثا	
وَجَدًا	جا	
شَجَرَةٌ	جا	ج
تَجِدًا		
يَلْبِجُ	جا	
مَرَجًا	جا	

Example	Connected form	The letter
حَمَلٌ	ح	ح
وَفُتِحَتْ	ح	
صُحُفٍ		
ذُبِحَ	ح	
شَرَحَ	ح	
خُلِقَ	خا	
سَخِطَ	خ	
بَخِلَ		
وَنَفَخَ	خ	
بَرَزَخُ	خ	

Example	Connected form	The letter
سَكَّتْ	س	س
حَسَدَ	س	
عَبَسَ	س	
يُوسُوسُ	س	
شَجَرَةٌ	ش	ش
حُشِرَ	ش	
قُرَيْشٍ	ش	
أَلْوَحُوشُ	ش	
صَبَرَ	ص	ص
بِعِصِمٍ	ص	
نَكَصَ	ص	
مُوصٍ	ص	

Example	Connected form	The letter
ضُحَيْهَا	ضـ	ض
ضُرِبَ		
حَضَرَ	ضـ	
أَنْقَضَ	ضـ	
فَرَضَ	ضـ	
طَبَعَ	طـ	ط
فَطَرَ	طـ	
بَسَطَ	طـ	
صِرَاطَ	طـ	
ظَلَمَ	ظـ	ظ
أَعْظَمَ	ظـ	
حَفِظَ	ظـ	
مَحْفُوظٌ	ظـ	

Example	Connected form	The letter
عَلَيْهِمْ	ع	ع
بَعَثَ	ع	
رَفَعَ	ع	
شَرَعَ	ع	
غَفَرَ	غ	غ
فَغَفَرَ	غ	
يَبْتَغِ	غ	
نَزَّغَ	غ	
وَفُتِحَتْ	ف	ف
يُنْفَخُ	ف	
تَرَجُّفُ	ف	
فَسَوْفَ	ف	



Example	Connected form	The letter
قُرِئَ	قا	ق
فَقْتِلَ	قا	
خُلِقَ	قا	
سَرَقَ	ق	
كَذَبَ	كا	ك
سَكَتَ	كا	
مَلَكَ	ك	
تَرَكَ	ك	
وَلَوْ	لا	ل
لَأَهَبَ	لا	
فَلَا	لا	
عَلِمَ	لا	
عَمَلَ	لا	
بِقَوْلِ	ل	

Learn How To Read *Al-Qur'an*

Example	Connected form	The letter
نَوْمَكُمُ	م	م
خُمْسُهُ	م	
مَمْنُونٍ		
وَنَمَارِقُ		
غَنَمٌ	م	
ظُلْمَ		
إِرْمَ	م	
أَمِ		
وَنَفَخَ	ن	ن
جَعَلَ		
مَنَعَ	ن	
لَعَنَ		
تَرَنَ	ن	

Learn How To Read *Al-Qur'an*

Example	Connected form	The letter
هِيَ	هـ	هـ
فَهُوَ	هـ	
تَلَّهَىٰ	هـ	
شَهِدَ	هـ	
خُمْسُهُ	هـ	
دُبُرُهُ	هـ	
يَكُنْ	يـ	
تَحْشَلَهَا		
لِيُرِيَهُ	يـ	
خَشِيَ	يـ	
يَدِي	يـ	

## **Saakinah letters**

### الحروف الساكنة

- **The meaning of Saakinah:**

It means stationary. That is a letter with no movement on it “Stationary”.

- **The way it is written:**

A saakinah letter either does not have any Harakah on it or it has a sukoon sign “ ˆ ” on it.

Note: a Saakinah letter is always preceded by a letter with a Harakah on it

The following table shows the Arabic Alphabet with Sukoon (preceded with a letter with Harakah, since the Arabic word can not start with a Saakin letter): -

The Arabic letters with Sukoon

ث		ت		ب		أ	
يْثُ	تْثُ	يْتُ	تْتُ	يْبُ	تْبُ	يَأُ	تَأُ
د		خ		ح		ج	
يْدُ	تْدُ	يْخُ	تْخُ	يْحُ	تْحُ	يْجُ	تْجُ
س		ز		ر		ذ	
يْسُ	تْسُ	يْزُ	تْزُ	يْرُ	تْرُ	يْذُ	تْذُ
ط		ض		ص		ش	
يْطُ	تْطُ	يْضُ	تْضُ	يْصُ	تْصُ	يْشُ	تْشُ
ف		غ		ع		ظ	
يْفُ	تْفُ	يْغُ	تْغُ	يْعُ	تْعُ	يْظُ	تْظُ
م		ل		ك		ق	
يْمُ	تْمُ	يْلُ	تْلُ	يْكَ	تْكَ	يْقُ	تْقُ
ى		و		هـ		ن	
يْىُ	تْىُ	يْوُ	تْوُ	يْهُ	تْهُ	يْنُ	تْنُ

## Words with Sukoon

### كلمات بالسكون

Example at the end	The letter	Example in the beginning	The letter
يَشَاءُ	شَاءُ	يَأْمَنُ	يَأُ
يَتَّبِ	تَّبِ	تُبَّتْ	تُبُ
فَيَمُتْ	مُتْ	فَاتَّبَعَ	أَتُ
تَحْنُتْ	نُتْ	فَلَبَّثَتْ	بُثُ
تَخْرِجُ	رُجُ	فَأَجْرُهُ	أَجُ
تَفْرَحُ	رَحُ	زُحِرِحَ	رُحُ
نَنْسَخُ	سَخُ	تَخْلُقُ	تَخُ
أَعْهَدُ	هَدُ	تُدْهِنُ	تُدُ
فَاخُذُ	خُذُ	عُدَّتْ	عُدُ

MashaaAllah  
You completed 18  
words from Quran  
Your total is 204

Example at the end	The letter	Example in the beginning	The letter
تَقَهَّرَ	هَرُ	تُرْجَعُ	ثُرُ
---	---	كَنَزْتُمْ	نَزُ
نَقَتَبِسَ	بِسُ	تَسْطِيعُ	تَسُ
---	---	أَشْهَدُ	أَشُ
تَحْرِصُ	رِصُ	تَصْبِرُ	تَصُ
تُعْرِضُ	رِضُ	بِضْعُ	بِضُ
فَأَسْقِطُ	قِطُ	بِطْنِ	بِطُ
---	---	أَوْعَظْتَ	عَظُ
تُطِعُ	طِعُ	بُعَيْرُ	بُعُ
تُرْغُ	رِغُ	فَيُغْرِقُكُمْ	يُغُ

MashaaAllah  
 You completed 17  
 words from Quran  
 Your total is 221

Example at the end	The letter	Example in the beginning	The letter
تَخَفَ	خَفُ	أَفْصَحُ	أَفُ
فَلْيُنْفِقْ	فِقُ	تَقَهَّرَ	تَقُ
تُشْرِكُ	رِكُ	تُكْرَهُ	تُكُ
تَقُلْ	قُلُ	أَعْجَلْتُمْ	جُلُ
خَلَقَكُمْ	كُمُ	فَأَقَمْتَ	قَمُ
فَأَذَنْ	ذَنْ	تَنْهَرُ	تَنْ
أَرْجَهُ	جَهُ	جَهْدَ	جَهُ
طَغَوْا	غَوْ	تَوَجَّلْ	تَوْ
لِكَيْ	كَيْ	أَغْيِرْ	غَيْ

**MashaaAllah**  
**You completed 18**  
**words from Quran**  
**Your total is 239**



## Exercises 4

### 1. Read the following joined letters

رَاتُ	تَاتُ	دَابُ	بَابُ	يَأُ	تَأُ
مَحُ	حَحُ	حَجُ	جَجُ	حَثُ	ثَثُ
يَدُ	ذَدُ	سَدُ	دَدُ	رَخُ	خَخُ
يَسُ	سَسُ	عَزُ	زَزُ	تَرُ	رَرُ
غَضُ	ضَضُ	قَصُ	صَصُ	غَشُ	شَشُ
مَعُ	عَعُ	حَظُ	ظَظُ	قَطُ	طَطُ
رَقُ	قَقُ	لَفُ	فَفُ	يَغُ	غَغُ
أَمُ	مَمُ	هَلُ	لَلُ	فَكُ	كَكُ
أَوْ	وَوُ	مَهْ	هَهْ	عَنْ	نَنْ
مِنْ	مَنْ	لَنْ	كَمْ	كَمْ	يِي

**2- Read the following words**

هُمُّ أَلَمْ نَجْعَلِ يَوْمَ مَنْ  
وَأَهْدِيكَ لَمْ عَنْهُ مِنْ وَلَقَدْ  
عَلَيْهِ وَأَذِنَتْ وَأَلْقَتْ فَسَوْفَ أَقْسِمُ  
أَمْهَلَهُمْ أَخْرَجَ يَعْلَمُ أَفْلَحَ كَيْفَ  
رِزْقَهُ يَقْدِرَ أَهْلَكْتُ فَدَمْدَمَ تَقَهَّرَ  
إِذْ فَأَيُّنَ مِنْهُمْ تَخْلُقُ وَزَرَكَ  
هَلْ بِقَوْلِ هُمْ سَطِحاتِ تَنْهَرُ

Wonderful  
You completed 35  
words from Quran  
Your total is 274

أَخْلَدَهُ عَنْهُ أَلْفِ يَلِدُ فَأَثَرْنَ  
فَلْيَدْعُ تُطِعُهُ وَأَخْرَجَتْ يَعْمَلُ عَيْنَ  
قُلِّ أَعْبُدُ نَصْرُ وَرَأَيْتَ نِحْمَدُ  
وَأَرْسَلَ إِنَّ فِرْعَوْنَ سَوِّطَ ظَهَرَكَ  
ذِكْرَكَ فَرَعْتَ أَحْسَنِ غَيْرُ بَعْدُ  
بِإِذْنِ مَطَّلَعِ أَهْلِ خَيْرُ زُلْزَلَتْ  
فَوْسَطْنَ يَعْلَمُ بِهِمْ لَوْ عِلْمَ

Congratulations  
You completed 35  
words from Quran  
Your total is 309

## Madd Letters

### حُرُوفُ الْمَدِّ

- **The meaning of Madd:**

It is to stretch or to prolong.

- **Types of Madd letters:**

1. Alif preceded by any letter with a Fat-hah on it. Written as (ا) or (أ).
2. Waaoo Saakinah, preceded by any letter with a Dhammah on it. Written as (و) or (وْ).
3. Yaa Saakinah preceded by any letter with a Kasrah under it. Written as (ي) or (يَ).

- **The way of pronunciation:**

A Madd letter is pronounced by prolonging or stretching the Harakah on the letter before it.

- **Examples:**

Alif Madd	وَكْوَاعِبَ	أَنْذَرْنَاكُمْ
Waaoo Madd	يَسْمَعُونَ	دَاوُدُ
Yaa Madd	يُدْرِيكَ	إِلَيْهِمْ

## The Arabic letters with Alif Madd

The letter with Alif Madd	The letter	The letter with Alif Madd	The letter	The letter with Alif Madd	The letter	The letter with Alif Madd	The letter
ثَا	ثَ	تَا	تَ	بَا	بَ	ءَا	ءَ
دَا	دَ	نَا	نَ	حَا	حَ	جَا	جَ
سَا	سَ	زَا	زَ	رَا	رَ	ذَا	ذَ
طَا	طَ	ضَا	ضَ	صَا	صَ	شَا	شَ
فَا	فَ	غَا	غَ	عَا	عَ	ظَا	ظَ
مَا	مَ	لَا	لَ	كَا	كَ	قَا	قَ
يَا	يَ	وَا	وَ	هَا	هَ	نَا	نَ

## Words with Alif Madd

### كلمات بها ألف مد

The example at the end	The example in the middle	The example in the beginning	The Madd letter
رَاءَ	بِعَالٍ	ءَادَمُ	ءَا
أَبِي <sup>(3)</sup>	تَبْرَكَ	بَادِي	بَا
أَتَى	خِتْمُهُرُ	تَابَ	تَا
أُنْتَى	مَثَانِي	ثَالِثُ	ثَا
سَجَى	جَهَدَ	جَاءَتْكَ <sup>(4)</sup>	جَا
وَأَصْلَحَا	تُحَادِدِ	حَجَجْتُمْ	حَا
أَخَا	تَخَاصُمُ	خَدِعْتُهُمْ	خَا
هَدَى	جَاهِدَاكَ	دَابِرَ	دَا

<sup>3</sup> In case a letter is written on top of another letter, the reader is supposed to consider only the one on top

<sup>4</sup> This “wave sign” ( ~ ) means that the reader is supposed to prolong the Madd for longer time.

**Congratulations**  
**You completed 24**  
**words from Quran**  
**Your total is 333**

The example at the end	The example in the middle	The example in the beginning	The Madd letter
إِذَا	فَذَاقَتْ	ذَاتَ	ذَا
تَتْرَا	فَخَرَّاجُ	رَّابِعُهُمْ	رَا
لِتُجْزَى	زَلْزَالَهَا	زَالَتَا	زَا
عَسَى	حِسَابُهُ	فَسَأَلَتْ	سَا
يَغْشَى	يَشَاءُ	شَانِعَكَ	شَا
وَعَصَى	أَصَابَتْهُمْ	صَاحِبُهُ	صَا
يَرْضَى	مَضَاجِعِهِمْ	ضَاقَتْ	ضَا
أَعْطَى	سُلْطَانُهُ	طَبَّرَكُمْ	طَا
لَظَى	عِظَامُهُ	ظَهَرَ	ظَا
يَسْعَى	طَعَامُ	عَلِمُ	عَا

Congratulations  
You completed 30  
words from Quran  
Your total is 363

The example at the end	The example in the middle	The example in the beginning	The Madd letter
يَبْلُغَا	مَغَانِمَ	غَالِبَ	غَا
كَفَى	تَمَحَّصَفَانِ	فَاتَكُمُ	فَا
فَسَقَى	نَفَقَتُهُمْ	قَالَ	قَا
أَزْكَى	يَكَادُ	كَانَ	كَا
سَيَصَلَى	صَلَاتِهِمْ	لَمَسْتُمْ	لَا
مَهُمَا	أَعْمَلُهُمْ	مَلِكِ	مَا
لَنَا	أَعْطَيْنَاكَ	نَارُ	نَا
لَهَا	أَلْهَنُكُمْ	هَأْوُمُ	هَا
هَوَى	وَتَوَاصَوْا	وَارِدُهَا	وَا
وَأَلْفِيَا	أَشْيَاءَهُمْ	يَشْعِبُ	يَا

Congratulations  
You completed 30  
words from Quran  
Your total is 393



## Exercises 5

### 2. Read the following

مَا أَغْنَىٰ عَنْهُ مَالُهُ وَمَا كَسَبَ  
فَلْيَدْعُ نَادِيَهُ  
أَلَمْ نَشْرَحْ لَكَ صَدْرَكَ  
وَوَضَعْنَا عَنكَ وِزْرَكَ  
وَلَسَوْفَ يَرْضَىٰ  
أَلَمْ نَجْعَلْ لَهُ عَيْنَيْنِ  
سُنُقْرُوكَ فَلَا تَنْسَىٰ  
وَمَا أَدْرَاكَ مَا هِيَ  
وَلَا تَخَافُ عُقْبَاهَا  
وَهُوَ تَخَشَّىٰ  
يُؤَاخِذُ

Wonderful  
You can read parts of Ayat  
You completed 34 words  
from Quran  
Your total is 427

## The Arabic letters with Yaa Madd

The letter with Yaa Madd	The letter	The letter with Yaa Madd	The letter	The letter with Yaa Madd	The letter	The letter with Yaa Madd	The letter
ثِي	ث	تِي	ت	بِي	ب	ئِي	ء
دِي	د	خِي	خ	حِي	ح	جِي	ج
سِي	س	زِي	ز	رِي	ر	ذِي	ذ
طِي	ط	ضِي	ض	صِي	ص	شِي	ش
فِي	ف	غِي	غ	عِي	ع	ظِي	ظ
مِي	م	لِي	ل	كِي	ك	قِي	ق
يِي	ي	وِي	و	هِي	ه	نِي	ن

## Words with Yaa Madd

### كلمات بها يا المد

The example at the end	The example in the middle	The example in the beginning	The Madd letter
دُعَاءِى	لَايِلْفِ	وَإِيْتَاءِ	إِى
بِكْتَبِى	سَبِيلِ	بِى	بِى
يَأْتِى	يَأْتِيكُمْ	---	تِى
---	تُثِيرُ	---	ثِى
يُزْجِى	أُجِيبُ	جِدْهَا	جِى
نُصَحِى	أُحِيطُ	حِينَ	حِى
أَخِى	أَخِيهِ	خِيفَتِهِ	خِى
وَيَهْدِى	حَدِيثُ	دِينِ	دِى

Wonderful  
You completed 21  
words from Quran  
Your total is 448

The example at the end	The example in the middle	The example in the beginning	The Madd letter
لَّذِي	مَعَاذِيرُهُ	ذِي	ذِي
تَجْرِي	يُرِيدُ	رِتْحَكُمُ	رِي
نُجْزِي	نَزِيدُكُمْ	زَيْنَتَكُمْ	زِي
نَفْسِي	يُسَيِّغُهُ	سَيِّئَتِ	سِي
يُغْشِي	تَشِيَع	شِيَعَتِهِ	شِي
أَعْصِي	مُخْلِصِينَ	---	صِي
أَرْضِي	مُعْرِضِينَ	ضِيْرِي	ضِي
أَرْهَطِي	يُعْطِيكَ	---	طِي
---	حَافِظِينَ	---	ظِي

Wonderful  
You completed 23  
words from Quran  
Your total is 471

The example at the end	The example in the middle	The example in the beginning	The Madd letter
أَقْلَعِي	وَيُعِيدُ	عَيْسَى <sup>(5)</sup>	عِي
أَبْتَعِي	لِيَغِيظَ	وَعِضْ	غِي
وَتُخْفِي	يَشْفِينِ	فِيهَا	فِي
تُتَقِي	تَقِيكُمْ	قِيلَ	قِي
وَتَشْتَكِي	وَأَكِيدُ	---	كِي
رُسُلِي	سَأُصَلِّيهِ	لِي	لِي
تَرْمِي	جَثْمِينِ	مِيرَاثُ	مِي
يُجِيرِنِي	يَزِينِ	---	نِي
تَشْتَهِي	يَهْبِجُ	---	هِي

Wonderful  
You completed 24  
words from Quran  
Your total is 495

<sup>5</sup> Sometimes this word can be written as عَيْسَى and it has the same way of pronunciation.

The example at the end	The example in the middle	The example in the beginning	The madd letter
تَسْتَوِي	غَوِينِ	---	وِي
يَسْتَحِيءَ	تُحْيِيكُمْ	---	يِي

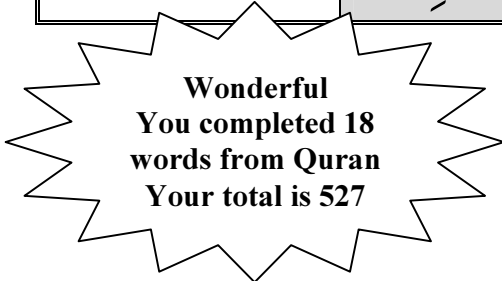
## Exercises 6

### 1. Read the following words carefully

Example	Yaa Madd	Example	Yaa Saakinah	The letter
لَا يَلْفِ	إِي	أَيْنَ	أَيُّ	أ
سَبِيلِي	بِي	بَيْنَ	بِيُّ	ب
يَأْتِيكُمْ	تِي	أَتَيْتَ	تِيُّ	ت
تُثِيرُ	ثِي	---	ثِيُّ	ث
أُجِيبُ	جِي	تَنْجِيْتُمْ	جِيُّ	ج

Wonderful  
You completed 14  
words from Quran  
Your total is 509

Example	Yaa Madd	Example	Yaa Saakinah	The letter
أُحِيطُ	حِي	حَيْثُ	حَى	ح
أَخِيهِ	خِي	خَيْرَ	خَى	خ
حَدِيثُ	دِي	يَدَيْهِ	دَى	د
مَعَاذِيرُهُ	ذِي	يُؤَذِّنُ	ذَى	ذ
يُرِيدُ	رِي	شَهْرَيْنِ	رَى	ر
تَزِيدُكُمْ	زِي	زَيْتًا	زَى	ز
يُسَيِّغُهُ	سِي	قَوَسَيْنِ	سَى	س
تَشِيَعُ	شِي	فَأَغْشَيْنَهُمْ	شَى	ش
مُخْلِصِينَ	صِي	وَعَصِينَا	صَى	ص



Example	Yaa Madd	Example	Yaa Saakinah	The letter
مُعْرِضِينَ	ضِي	قَضَيْتَ	ضِيْ	ض
يُعْطِيكَ	طِي	أَعْطَيْتَكَ	طِيْ	ط
لِحَافِظِينَ	ظِي	---	ظِيْ	ظ
وَيُعِيدُ	عِي	عَيْنَانِ	عِيْ	ع
لِيَغِيْظَ	غِي	غَيْرِيْ	غِيْ	غ
يَشْفِيْهِ	فِي	أَخْفِيْتُمْ	فِيْ	ف
تَقِيْكُمْ	قِي	لَأَسْقِيْنَهُمْ	قِيْ	ق
وَأَكِيْدُ	كِي	لِكِيْ	كِيْ	ك
سَأُصَلِّيْهِ	لِي	عَلَيْهِ	لِيْ	ل

Wonderful  
You completed 17  
words from Quran  
Your total is 544



Learn How To Read *Al-Qur'an*

Example	Yaa Madd	Example	Yaa Saakinah	The letter
جَثْمِينَ	مِي	لِغُلَمَيْنِ	مِي	م
يَزِينِ	نِي	بَنِيْنَهَا	نِي	ن
يَهِيْجُ	هِي	هَيْتَ	هِي	هـ
غَوِيْنِ	وِي	وَيَلِكُمْ	وِي	و
يُحْيِيْكُمْ	يِي	فَأَحْيَيْنَهُ	يِي	ي

Wonderful  
You completed 10  
words from Quran  
Your total is 554

## The Arabic letters with Waw Madd

The letter with Waw Madd	The letter	The letter with Waw Madd	The letter	The letter with Waw Madd	The letter	The letter with Waw Madd	The letter
تُو	ت	تُو	ت	بُو	ب	أُو	أ
دُو	د	خُو	خ	حُو	ح	جُو	ج
سُو	س	زُو	ز	رُو	ر	ذُو	ذ
طُو	ط	ضُو	ض	صُو	ص	شُو	ش
فُو	ف	غُو	غ	عُو	ع	ظُو	ظ
مُو	م	لُو	ل	كُو	ك	قُو	ق
يُو	ي	وُو	و	هُو	هـ	نُو	ن

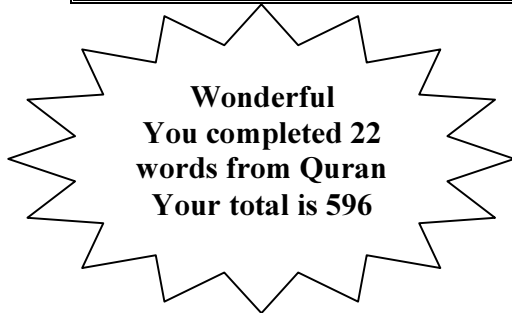
## Words with Waw Madd

كلمات بها واو المد

The example at the end	The example in the middle	The example in the beginning	The Madd letter
لَيْسُئُوا	وَيَدْرُءُونَ	أُوْحِي	أُو
وَيَلْعَبُوا	تَحْسِبُونَ	بُورِكَ	بُو
وَيُؤْتُوا	وَيَأْتُوْكُمْ	تُوْعَدُونَ	تُو
لَبِثُوا	تُبْعَثُونَ	---	ثُو
وَيَرْجُوا	تَخْرُجُونَ	---	جُو
فَتَحُوا	نُصِحُونَ	حُوتَهُمَا	حُو
---	خُوضُ	---	خُو
لَيَشْهَدُوا	تَفْقِدُونَ	دُونِهِ	دُو

Wonderful  
You completed 20  
words from Quran  
Your total is 574

The example at the end	The example in the middle	The example in the beginning	The Madd letter
وَحَفَّظُوا	لِحَفِظِينَ	---	ظُو
تَدْعُوا	يَدْعُونَ	عُوقِبَ	عُو
لِتَبْلُغُوا	وَيَبْغُونَ	---	غُو
وَأَوْفُوا	وَتَحْلِفُونَ	وَفُومِهَا	فُو
لِيَذُوقُوا	يَعْقُوبَ	قُولُوا	قُو
أَشْكُوا	لِيَكُونَ	كُونِي	كُو
قَالُوا	جُلُودٍ	يَلُوطُ	لُو
تَعْلَمُوا	ثَمُودَ	مُوسَى <sup>(6)</sup>	مُو



<sup>6</sup> Some times this word can be written as مُوسَى and it has the same way of pronunciation

The example at the end	The example in the middle	The example in the beginning	The Madd letter
كَانُوا	تُحْصِنُونَ	نُورٌ	نُو
كَرِهُوا	يَعْمَهُونَ	يَهُودٌ	هُو
تَلَوْرًا	دَاوْرُدُ	وَرِي	وُو
---	بُيُوتٍ	يُوسُفُ	يُو

## Exercises 7

### 1. Read the following words carefully

Example	Waw Madd	Example	Waw Saakinah	The letter
وَيَدْرَأُونَ	أُو	أَوْجَفْتُمْ	أَوْ	أ
وَيَحْسَبُونَ	بُو	فَأَبَوْا	بَوْ	ب
وَيَأْتُوكُمْ	تُو	أَتَوْا	تَوْ	ت

Wonderful  
You completed 17  
words from Quran  
Your total is 613

Example	Waw Madd	Example	Waw Saakinah	The letter
تُبْعَثُونَ	تُو	تَعَثُوا	تَوُ	ث
تَخْرُجُونَ	جُو	وَتَنْجَوُوا	جَوُ	ج
لَنْصَحُونَ	حُو	حَوْلَ	حَوُ	ح
تَخُوضُ	خُو	يَلْعَبُونَ	خَوُ	خ
تَفْقِدُونَ	دُو	فَنَادُوا	دَوُ	د
جُدُوعٍ	ذُو	ءَاذُوا	ذَوُ	ذ
رُوحِهِ	رُو	رَّوْحٍ	رَوُ	ر
يَكْتُمُونَ	زُو	زَوْجَانِ	زَوُ	ز
تَدْرُسُونَ	سُو	سَوْفَ	سَوُ	س

Wonderful  
You completed 18  
words from Quran  
Your total is 631

Example	Waw Madd	Example	Waw Saakinah	The letter
يَمَشُونَ	شُو	مَشَوْا	شَوْ	ش
تَحْرُصُونَ	صُو	بِصَوَّتِكَ	صَوْ	ص
لِيرْضُوكُمْ	ضُو	يِرْضُونَهُ	ضَوْ	ض
يُعْطُوا	طُو	يُعْطُوا	طَوْ	ط
لِحَافِظُونَ	ظُو	---	ظَوْ	ظ
وَيَدْعُونَنَا	عُو	سَعَوْ	عَوْ	ع
وَيَبْغُونَ	غُو	لَبَغَوْا	غَوْ	غ
وَيَحْلِفُونَ	فُو	فَوْقَ	فَوْ	ف
يَعْقُوبَ	قُو	قَوْسَيْنِ	قَوْ	ق

Wonderful  
 You completed 17  
 words from Quran  
 Your total is 648

Example	Waw Madd	Example	Waw Saakinah	The letter
لِيَكُونَ	كُو	---	كَوْ	ك
جُلُودٌ	لُو	لَوْلَا	لَوْ	ل
ثَمُودَ	مُو	مَوْتِهِ	مَوْ	م
تُحْصِنُونَ	نُو	نَوْمَكُمْ	نَوْ	ن
يَعْمَهُونَ	هُو	يَنْهَوْنَ	هَوْ	ه
دَاوُدُ	وُو	ءَاوَأَ	وَوُ	و
بُيُوتِ	يُو	يَوْمَ	يَوُ	ي

## 2. Read and write

يَأُ	أَوْ	ءُ و	ءُ	أَيُّ	ئِي	إِ	ءَا <sup>(8)</sup>	أُ <sup>(7)</sup>
يَبُ	بَوْ	بُو	بُ	بِي	بِي	بِ	بَا	بُ

Wonderful  
You  
completed  
13 words  
from  
Quran  
Your total  
is 661

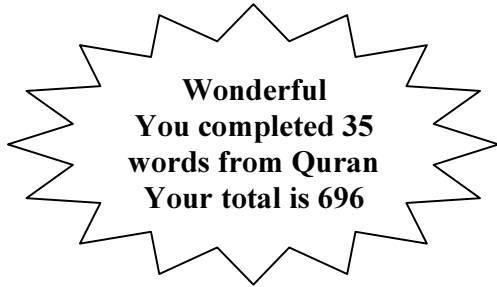
<sup>7</sup> If the Hamza is written on top of the Alif, the reader should not prolong the Hamza like in وَلَا تَعْمِكُمْ

<sup>8</sup> If the Hamza is written before the Alif, the reader should prolong the Hamza like in الْآخِرَةَ



**3. Read the following words**

يَدَاهُ      تَتَّبِعُهَا      طَغَى      بَيْنَهُمَا      يَلِيَّتَنِي  
أَتَتْكَ      نَادَاهُ      لَيْلَهَا      وَعَصَى      إِلَى  
فَأَرَاهُ      بَنَاهَا      وَلَا نَعْمَكُمْ      يَتْلُوا      يَسْعَى  
أَرْسَلَهَا      وَمَرَعَهَا      يَرَوْنَهَا      طَعَامِهِ      مَرَّسَهَا  
وَأَبِيهِ      مِنْهَا      لَمَرْدُودُونَ      أَحْوَى      تَرَهَّقُهَا  
فِيهِ      صَاحِبِكُمْ      كَتَبِينَ      لِحَافِظِينَ      بِقَوْلِ  
إِبْرَاهِيمَ      دَاوُدَ      فِي      فَذُوقُوا      إِيَّاهُمْ



## At-Tanween

### التنوين

- **The Meaning of At-Tanween:**

It is a Noon Saakinah that occurs at the end of nouns <sup>(9)</sup>.

- **Types of Tanween:**

There are three types of Tanween:

1. **Tanween Fat-hah:** that is pronounced with Fathah on the letter joined to Noon Saakinah

Example:

$$\text{ن} + \text{ب} = \text{ب}$$

2. **Tanween Kasrah:** that is pronounced with Kasrah on the letter joined to Noon Saakinah

Example:

$$\text{ن} + \text{ب} = \text{ب}$$

3. **Tanween Dhammah:** that is pronounced with Dhammah on the letter joined to Noon Saakinah

Example:

$$\text{ن} + \text{ب} = \text{ب}$$

- **The way of pronunciation:**

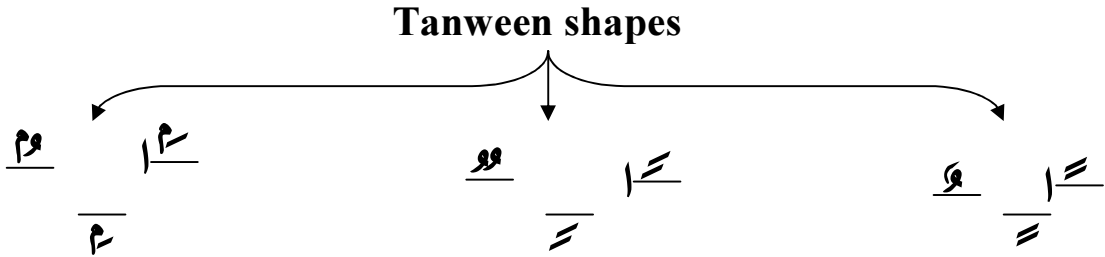
The Tanween always comes at the End of the word. So, the way the Tanween is pronounced is like a Noon Saakinah at the end of the word.

---

<sup>9</sup> Tanween occurs in Nouns except for 2 verbs in Quran.

• **Shapes of Tanween in Quran** <sup>(10)</sup> :

At-Tanween can be written in three ways in the Quranic text



**Examples:**

تُرْبًا	سَبْعًا	خَلْقًا
خَوْفٍ	عَدْنٍ	ذَرَّةً
حَامِيَةً	خَشِيعَةً	وَاجِفَةً

<sup>10</sup> Please refer to the Tajweed Book to see the difference in pronunciation among those different shapes of Tanween

## The Arabic letters with Tanween

Tanween Dhammah	Tanween Kasrah	Tanween Fat-hah	The letter	Tanween Dhammah	Tanween Kasrah	Tanween Fat-hah	The letter
بٌ	بِ	بًا	ب	ءٌ	ئِ	ئًا <sup>(11)</sup>	أ
هٌ	هِ	هًا <sup>(12)</sup>	ه	ثٌ	ثِ	ثًا	ث
جٌ	جِ	جًا	ج	ثٌ	ثِ	ثًا	ث
حٌ	حِ	حًا	ح	حٌ	حِ	حًا	ح
ذٌ	ذِ	ذًا	ذ	دٌ	دِ	دًا	د
زٌ	زِ	زًا	ز	رٌ	رِ	رًا	ر
شٌ	شِ	شًا	ش	سٌ	سِ	سًا	س

<sup>11</sup> In most words in Al-Quran the Hamza (ء) is written with Tanween Fath-hah without Alif after it.

<sup>12</sup> Taa' Marbuta (ة) does not come with Alif, if it has Tanween Fat-hah.

Learn How To Read *Al-Qur'an*

Tanween Dhammah	Tanween Kasrah	Tanween Fat-hah	The letter	Tanween Dhammah	Tanween Kasrah	Tanween Fat-hah	The letter
ضٌ	ضِ	ضَا	ض	صٌ	صِ	صَا	ص
ظٌ	ظِ	ظَا	ظ	طٌ	طِ	طَا	ط
عٌ	عِ	عَا	ع	سٌ	سِ	سَا	س
قٌ	قِ	قَا	ق	كٌ	كِ	كَا	ك
لٌ	لِ	لَا	ل	مٌ	مِ	مَا	م
نٌ	نِ	نَا	ن	هٌ	هِ	هَا	ه
وٌ	وِ	وَا	و	يٌ	يِ	يَا	ي

## Words with Tanween

### كلمات بها تنوين

Tanween Dhammah	Tanween Kasrah	Tanween Fat-hah	The letter
شَيْءٌ	مَاءٍ	إِنشَاءً	ء
خُشْبٌ	لَهَبٍ	عَجَبًا	ب
أُخْتٌ	نَبَاتٍ	وَنَبَاتًا	ت
مُؤَصَّدَةٌ	هُمَزَةٌ	ثَلَاثَةً	ة
وَحَرْتُ	حَدِيثٍ	حَدِيثًا	ث
مَوْجٌ	أَمْشَاجٍ	أَفْوَاجًا	ج
نُوحٌ	لُوحٍ	صَلِحًا	ح
بَرَزَخٌ	بِأَخٍ	شَيْخًا	خ

Wonderful  
You completed 24  
words from Quran  
Your total is 720

Tanween Dhammah	Tanween Kasrah	Tanween Fat-hah	The letter
جُدُّ	حَاسِدٍ	أَحَدًا	د
ءَاخِذٌ	يَوْمِيذٍ	لِوَاذًا	ذ
بَصِيرٌ	وَتَشَاوِرٍ	يُسْرًا	ر
عَزِيزٌ	رَجَزٍ	خُبْرًا	ز
بَأْسٌ	كَأْسٍ	نَفْسًا	س
عَرْشٌ	قُرَيْشٍ	وَرِيشًا	ش
مَّرْصُوصٌ	وَنَقْصٍ	قَصَصًا	ص
بَيْضٌ	أَرْضٍ	مَّفْرُوضًا	ض
مُحِيطٌ	صِرَاطٍ	نَشْطًا	ط
غِلَاطٌ	مَحْفُوظٍ	أَيْقَاطًا	ظ

Wonderful  
You completed 24  
words from Quran  
Your total is 744

Tanween Dhammah	Tanween Kasrah	Tanween Fat-hah	The letter
سَمِيعٌ	جُوعٍ	زَرَعًا	ع
بَلَّغٌ	بَاغٍ	بَلَّغًا	غ
مَعْرُوفٌ	خَوْفٍ	صُحُفًا	ف
وَاسْتَبْرَقٌ	غَاسِقٍ	طَبَاقًا	ق
مُبْرَكٌ	فَلَكَ	دَرَكًا	ك
حَبْلٌ	ضَلَلٍ	لَيْلًا	ل
رَحِيمٌ	تَقْوِيمٍ	قَوْمًا	م
مُبِينٌ	عَدَنِ	مِسْكِينًا	ن
وُجُوهٌ	إِلَيْهِ	مُشْتَبِهًا	هـ

Wonderful  
You completed 27  
words from Quran  
Your total is 771



Tanween Dhammah	Tanween Kasrah	Tanween Fat-hah	The letter
لَغَوُّ	---	رَهَوًّا	و
خِزْيٌ	---	بَغْيًا	ي

## Exercises 8

### 1. Read the following words carefully

شَيْئًا      جُزْءًا      مَاءً      ءِيسِنِ      نَبِئًا  
 نَبِئًا      ضُحًى      هُدًى      طُوًى      مُفْتَرًى  
 لَنْسَفَعًا      وَلَيَكُونًا      عَدْنِ      كُفُوًا      عَظِيمًا  
 حَاسِدٍ      نَبَاتًا      نَبَاتًا      بَغْتَةً      نُوحٌ  
 غَاسِقٍ      ظَهِيرٌ      سَحَابٌ      مَرَكُومٌ      يَسِيرٌ

Wonderful  
 You completed 29  
 words from Quran  
 Your total is 800

حُمُرٌ      نَفْسٍ      سُرٌّ      بِمُصَيِّطٍ      عَشْرٍ  
قَسْمٌ      حَجْرٍ      أَكْلًا      كَبَدٍ      مَتْرَبَةٍ  
مَسْغَبَةٍ      شَهْرٍ      ضَبْحًا      خُسْرٍ      وَيْلٌ  
طَيْرًا      لَهَبٍ      لَهَبٍ      رُوَيْدًا      طَبَقًا  
طَبَقٍ      مُعْتَدٍ      لَوْحٍ      ذِكْرٌ      تَذَكُّرٌ  
عَيْنًا      سَفَرَةٍ      كَدْحًا

Wonderful  
You completed 23  
words from Quran  
Your total is 823

## Ash-Shaddah

### الشدة

- **The meaning of Shaddah:**

It is to make the letter two identical letters.

- **The way it is written:**

Ash-Shaddah sign ( ّ ) is written above the letter.

- **The way of pronunciation**

The Shaddah will turn the letter into two identical letters. The first of these letters will have Sukoon and the second one will have the Harakah that comes with the Shaddah

إِبَّ ← إِبْ + بَ

إِبِّ ← إِبْ + بِ

إِبُّ ← إِبْ + بُ

To pronounce a Mushaddad letter, the reader should slightly stress and hold on to the letter and then pronounce the Harakah that comes with the Shaddah

**Note: the letter that has the Shaddah on it is called a Mushaddad letter**

Disconnected form	Connected form
إِنُّنَ	إِنَّ
جَهَنُّنَمَ	جَهَنَّمَ
أَشُّدُّدُ	أَشَدُّ

## The Arabic letters with Shaddah

Shaddah with Dhammah	Shaddah with Kasrah	Shaddah with Fat-hah	The letter	Shaddah with Dhammah	Shaddah with Kasrah	Shaddah with Fat-hah	The letter
تَّ	تِ	تِ	ت	بَّ	بِ	بِ	ب
جَّ	جِ	جِ	ج	ثَّ	ثِ	ثِ	ث
حَّ	حِ	حِ	ح	دَّ	دِ	دِ	د
ذَّ	ذِ	ذِ	ذ	رَّ	رِ	رِ	ر
زَّ	زِ	زِ	ز	سَّ	سِ	سِ	س
شَّ	شِ	شِ	ش	صَّ	صِ	صِ	ص
ضَّ	ضِ	ضِ	ض	ظَّ	ظِ	ظِ	ظ

Learn How To Read *Al-Qur'an*

Shaddah with Dhammah	Shaddah with Kasrah	Shaddah with Fat-hah	The letter	Shaddah with Dhammah	Shaddah with Kasrah	Shaddah with Fat-hah	The letter
عٍ	عِ	عَ	ع	عٍ	عِ	عَ	ع
فٍ	فِ	فَ	ف	فٍ	فِ	فَ	ف
كٍ	كِ	كَ	ك	كٍ	كِ	كَ	ك
مٍ	مِ	مَ	م	مٍ	مِ	مَ	م
هٍ	هِ	هَ	ه	هٍ	هِ	هَ	ه
				يٍ	يِ	يَ	ي

## Words with Shaddah

كلمات بها شدة

Shaddah with Dhammah	Shaddah with Kasrah	Shaddah with Fat-hah	The letter
رُبُّكَ	لِحَبِّ	تُبَّعِ	ب
عَنِمْ	يُقْتَلُونَ	يَتَّبِعُ	ت
يَبِّئُ	---	فَتَمَثَّلَ	ث
حَبِّجُ	سُجِّرَتْ	حُجَّتِهِمْ	ج
---	وَلِيْمَحِّصَ	شُحَّ	ح
---	يُؤَخَّرُ	سَخَّرَهَا	خ
سَنَشُدُّ	تُحَدِّثُ	تَبَدَّلَ	د
وَتَلَذُّ	يُكَذِّبُونَ	كَذَّبَ	ذ

Wonderful  
You completed 21  
words from Quran  
Your total is 844

Shaddah with Dhammah	Shaddah with Kasrah	Shaddah with Fat-hah	The letter
شَرُّ	شَرِّ	حَرَّمَ	ر
وَأَعَزُّ	وَيُنزِّلُ	تَنَزَّلُ	ز
يَمَسُّهُمْ	فَسَنِيَّسِرُهُ	مَسَّ	س
وَأَهْشُ	وَدَشِّرُ	خُشَعًا	ش
يُقْصُ	وَحُصِّلَ	فَصَّلْنَا	ص
تَحْضُ	وَنُفِضِلُ	يَنْقِضُ	ض
تَخْطُهُ	عُطِّلَتْ	تَطَّلَعُ	ط
---	يُعْظِمُ	---	ظ
يَدْعُ	تُصْعِرُ	وَنَعَمَهُ	ع



Shaddah with Dhammah	Shaddah with Kasrah	Shaddah with Fat-hah	The letter
---	تُخَفِّفَ	خَفَّتْ	ف
أَحَقُّ	يُشَاقِّ	حَقَّ	ق
فَكُّ	فَذَكِّرْ	وَتَوَكَّلْ	ك
تَحِلُّ	فَصَلِّ	فَتَوَلَّ	ل
فَأُمُّهُ	حُمِّلُوا	ثُمَّ	م
يَظُنُّ	تُفَنِّدُونَ	لَتَرُونَ	ن
---	وَيُطَهِّرُكُمْ	وَطَهَّرَكَ	هـ
تَخَوُّفٍ	مُسَوِّمِينَ	سَوَّلَتْ	و
يَتَأَيَّأُ	يُبَيِّنُ	تَبَيَّنَ	ي

Wonderful  
You completed 25  
words from Quran  
Your total is 894



## Examples of Shaddah with Tanween

Shaddah with Tanween Dhammah	Shaddah with Tanween Kasrah	Shaddah with Tanween Fat-hah	The letter
وَرَبٌّ	رَبِّ	رَبًّا	ب
---	فَجِّ	رَجًّا	ج
وَصَدٌّ	مَرِدِّ	مَدًّا	د
مُسْتَقِرٌّ	مُسْتَمِرٌّ	مُصَفِّرًا	ر
---	حَظِّ	حَظًّا	ظ
---	أَفِّ	صَفًّا	ف
حَقٌّ	رَقِّ	شَقًّا	ق
شَكٌّ	شَكِّ	دَكًّا	ك
كُلٌّ	وَلِكُلِّ	إِلَّا	ل

Wonderful  
You completed 24  
words from Quran  
Your total is 918

Shaddah with Tanween Dhammah	Shaddah with Tanween Kasrah	Shaddah with Tanween Fat-hah	The letter
صُمَّ	غَمِّ	صُمَّا	م
جَانِّ	---	مَنَا	ن
لَعْفُوْ	عُتُوْ	عَفُوْا	و
لَقَوِيْ	خَفِيْ	وَلِيْا	ي

### Examples of Shaddah with Madd

Shaddah and WAW Madd	Shaddah and Yaa Madd	Shaddah and Alif Madd	The letter
تُحِبُّوْنَ	رَبِّيْ	صَبَّارٍ	ب
تُحَاجُّوْنَ	نُنَجِّيكَ	نَجِّنَا	ج
رُدُّوْا	يَهْدِيْ	تَرَدِّيْ	د
تَحْسُوْنَهُمْ	قِسِّيْسِيْنَ	دَسَّنَهَا	س

Wonderful  
You completed 23  
words from Quran  
Your total is 941

Shaddah and WAW Madd	Shaddah and Yaa Madd	Shaddah and Alif Madd	The letter
يَغْضُونَ	---	نَضَّاخَتَانِ	ض
لَمَوْفُوهُمُ	يُوفِّيهِمْ	أَفَّاكٍ	ف
شَاقُوا	---	فَتَلَقَىٰ	ق
تُرْكُوا	وَيُزَكِّيهِمْ	أَكْكُلُونَ	ك
وَحُلُوا	مُحَلِّ	جَلَّتْهَا	ل
لَيَسْمُونَ	ءَامِينَ	سَمَّعُونَ	م
وَطَنُوا	وَيُمْنِيهِمْ	جَنَّتْ	ن
فَحْيُوا	حِيَّتُمْ	أَيَّانَ	ي

Wonderful  
You completed 22  
words from Quran  
Your total is 963

## Exercises 9

1. Read the following words carefully

وَهَاجًا	ثُمَّ	كَلَّا	عَمَّ
وَعَسَاقًا	جَهَنَّمَ	وَسِيرَتِ	إِنَّ
رَبُّهُ	كَرَّةٌ	قَدَمَتِ	يَتَكَلَّمُونَ
عَشِيَّةً	أَيَّانَ	وَبُرْزَتِ	فَسَوَّلَهَا
لِكُلِّ	يَفِرُّ	حَبًّا	شَقًّا
مَشَاءٍ	وَهَزِيٍّ	فَفِرُّوْا	بَنِي
يُدْعُونَ	تَلْظِيٍّ	يُقْصُونَ	سِتِّينَ
سُعْرَتِ	زُوجَتِ	خَتَّارِ	تَوَابًا
سَجِّينِ	رَكْبِكَ	أَيِّ	فَسَوْنِكَ

Wonderful  
You completed 36  
words from Quran  
Your total is 999

وَحُقَّتْ	وَتَحَلَّتْ	مُدَّتْ	تُوبَ
وَأَخَّرَتْ	رَبُّ	قُوَّةٌ	تَنْفَسَ
وَجَنَّتِ	حَبًّا	تَجَاوَا	يُكَذِّبُ
لِلْمُتَّقِينَ	كِدَابًا	إِنَّهُمْ	يَتَأْتِيهَا
أَشَدُّ	رَبُّكُمْ	فَكَذَّبَ	غَرَكَ
صَبَا	يَسْرَهُ	تَلَهَّى	عَلِيُونَ
سُجِّرَتْ	عُطِّلَتْ	سِيرَتْ	لَتَرْكَبَنَّ
		ظَنَّ	عَلِيِينَ

Wonderful  
You completed 30  
words from Quran  
Your total is 1029

## Hamzat-Ul-Wassl

### همزة الوصل

- **The meaning of Hamzat-Ul-Wassl:**

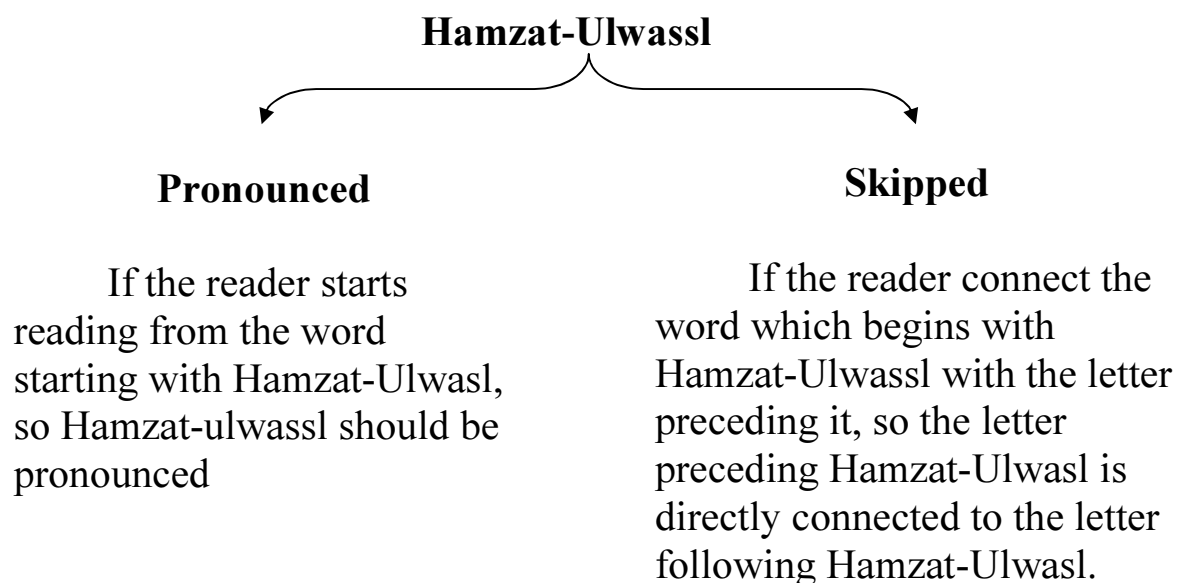
It occurs only at the beginning of the word. It occurs without any Harakah on it.

- **The way it is written:**

It is written as: ( َ )

- **The way of pronunciation**

It has two cases, whether to be pronounced or to be skipped as shown in the following diagram



### First: Skipping Hamzat-ulwassl

If the reader connects the word which begins with Hamzat-Ulwasl with the letter preceding it, so the letter preceding Hamzat-Ulwasl is directly connected to the letter following Hamzat-Ulwasl.

### Examples for Hamza-tulwassl when it is skipped

فَابْعَثُوا	فَاتَّبَاعُ	وَأَبْنَهَا	لِأَبْنِهِ	بِاسْمِ
وَاتَّلُ	لَا تَتَّبِعْتُمْ	وَأَخْرَ	فَادَارَأْتُمْ	فَاتَّخَذَ
أَسْطِيرُ الْأَوَّلِينَ	وَأَسْتَغْفِرُهُ	وَأَسْجُدَ	وَأَمْرَاتُهُ	

### Exercises 10

#### 2. Read the following

نَكَالَ الْآخِرَةَ وَالْأُولَى      وَذَكَرَ اسْمَ رَبِّهِ فَصَلَّى      فَالْمُدَبِّرَاتِ أَمْرًا  
 أُولَئِكَ هُمُ الْكَافِرَةُ الْفَجْرَةُ      إِذِ انْبَعَثَ أَشْقَاهَا      فَأَرَاهُ الْآيَةَ الْكُبْرَى  
 بِالْوَادِ الْمُقَدَّسِ      فَادْخُلِي فِي عِبَادِي      وَبُرُزَّتِ الْجَحِيمُ  
 وَلَقَدْ رَءَاهُ بِالْأَفُقِ الْمُبِينِ      أَسْطِيرُ الْأَوَّلِينَ      كِتَابَ الْأَبْرَارِ

Wonderful  
 You completed 49  
 words from Quran  
 Your total is 1078

## Second: Pronouncing Hamzat-ulwassl

- **Hamzat-UI-Wassl will be assigned with Dhammah, If the third letter of the verb has Dhammah**

أَحْشُرُوا	أَجْتَنَّتْ	أَتَلُّ	أَبْتُلِي
أَرْكُضْ	أَذْكَرْ	أَدْخُلِ	أَخْرِجْ
أَعْبُدُوا	أَضْطُرُّ	أَشُدُّ	أَسْتَحْفِظُوا
أَمْكُثُوا	أَنْقُصْ	أَقْنِي	أَغْدُوا
أَنْظُرْ	أَنْصُرْنِي	أَنْشُرُوا	أَقْعُدُوا

### Exceptional case

The following words are the only verbs in Quran that has Dhammah on the third letter and the reader should assign Kasrah to Hamzat-ulwassl if he starts reading with it.

أَمْشُوا	أَبْنُوا	أَتُّونِي	أَقْضُوا	أَتَّقُوا
----------	----------	-----------	----------	-----------

Wonderful  
You completed 25  
words from Quran  
Your total is 1103



- **Hamzat-UI-Wassl will be assigned with Kasrah, if the third letter of the verb has Fat-hah or Kasrah.**

أَتَأَقَلَّتُمْ	أَجَعَلْ	أَحْمَلْ	أَخْسَعُوا	أَدَارَكُوا
أَسْتَعِينُوا	أَشْرَحْ	أَصْبِرْ	أَصْطَفَى	أَضْرِبْ
أَلْتَقِيْتُمْ	أَعْمَلْ	أَهْتَرَتْ	أَهْبِطْ	أَنْتَظِرُوا

- **Hamzat-UI-Wassl will be assigned with Kasrah in the nouns:**

**Example:**

أَبْنِي	أَبْنَتَ	أَبْنِ	أَثْنَتَيْنِ	أَثْنَانِ
أَسْمَ	أَمْرِي	أَمْرَأْتُ	أَمْرُؤًا	أَبْنَتِي

Wonderful  
You completed 25  
words from Quran  
Your total is 1128

## Pronouncing Hamzat-Ul-Wassl

At the beginning  
of Nouns

Nouns with  
Laam At-ta'reef

Example

الَّذِينَ

الْعَامِينَ

الْجِبَالِ

Hamzat-Ul-  
Wassl will be  
assigned with  
**Fat-hah**

Following  
nouns

أمرئ - امرأة

ابن - ابنة

اسم

اثنين - اثنتين

Hamzat-Ul-  
Wassl will be  
assigned with  
**Kasrah**

At the beginning  
of Verbs

If the third letter of  
the verb has  
Dhammah

Hamzat-Ul-Wassl  
will be assigned  
with **Dhammah**

Example

أَدْخَلُوا

أَقْتُلُوا

If the third letter of  
the verb has Kasrah  
or Fat-hah

Hamzat-Ul-  
Wassl will be  
assigned with  
**Kasrah**

Example

أَهْدِنَا

اقْرَأْ

**Except for these words in Quran**  
The reader should assign **Kasrah** to  
Hamzat-ulwassl if he starts reading with it

أَمْشُوا    أَتُونِي    أَقْضُوا    اتَّقُوا

## Exercises 11

1. Read the following underlined words one time starting reading with it and another time starting reading with the previous word:

لِقَاءَنَا (13) أَنْتِ بِقُرْءَانٍ، يَقُولُ أَنْذَنَ لِي.

بِئْسَ الْإِسْمُ الْفُسُوقُ، رَبَّنَا اَكْشِفْ

أَرْكُضْ بِرَجْلِكَ، إِنْ أَفْتَرَيْتَهُ.

لِلَّذِينَ كَفَرُوا أُمَّرَاتِ نُوحٍ وَأُمَّرَاتِ لُوطٍ

وَذَكَرَ أَسْمَ رَبِّهِ، أَنْ أَعْدُوا عَلَيَّ.

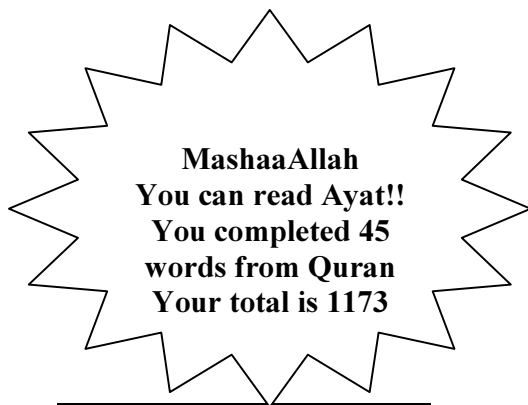
أَنْ أَمْشُوا وَأَصْبِرُوا عَلَيَّ ءَالِهَتِكُمْ.

وَمَثَلُ كَلِمَةٍ خَبِيثَةٍ كَشَجَرَةٍ خَبِيثَةٍ أَجْتَثَّتْ

أَجْتَثَّتْ مِنْ فَوْقِ الْأَرْضِ

أَرْجِعِي إِلَى رَبِّكَ

أَذْهَبَ إِلَى فِرْعَوْنَ



<sup>13</sup> In the word (أَنْتِ), When the reader starts reading from Hamzat ul-wassl that is followed by a Hamzah that has Sukoon, so the reader is supposed to change this Hamzah into a Yaa Madd and that will be pronounced as (أَيْتِ).

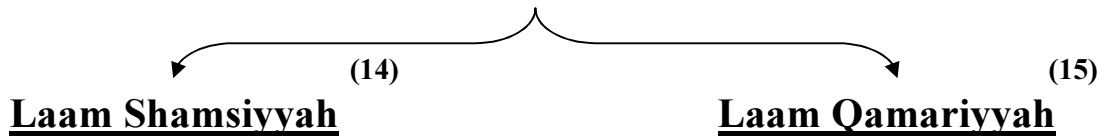
## Laam At-Ta'reef

### لام التعريف

The presence of Laam at-Ta'reef before a noun makes it definite.

1. Laam At-ta'reef should always be Sakinah.
2. Laam At-Ta'reef only occurs as the second letter of a noun, it follows Hamzat-Ul-Wassl.

### Laam At-Ta'reef



If the letter that follows Laam At-T'reef has Shaddah, Laam At-Ta'reef will not be pronounced (silent)

النَّهَارَ

السَّمَاءِ

الرَّحْمَنِ

If the letter that follows Laam At-Ta'reef does not have a Shaddah on it, Laam At'Ta'reef is Pronounced with a Sukoon on it

وَالْجِبَالِ

الْمَرْءِ

الْكَافِرِ

<sup>14</sup> Laam Shamsiyyah should never have Harakah on it

<sup>15</sup> Laam Qamariyyah should always have a Sukoon sign on it.

## Very important rule concerning Hamzat-U-Wasl

If Hamzat-Ul-Wasl is preceded by a Madd letter, the letter preceding the Madd letter is directly connected to the letter that follows Hamzat-Ul-Wasl.

Examples:

إِذَا السَّمَاءُ

وَإِذَا الْبِحَارُ

إِذَا كَتَلُوا

يَتَأْتِيهَا الْإِنْسَانُ

## Exercises 12

1. Read the following underlined words one time stopping at its end and another time with connecting it to the following word:

( قُلْ يَتَأْتِيهَا الْكٰفِرُونَ ) ( قَالُوا اَلَّئِن )

( قَالَ لَا يَنَالُ عَهْدِي الظَّالِمِينَ ) .

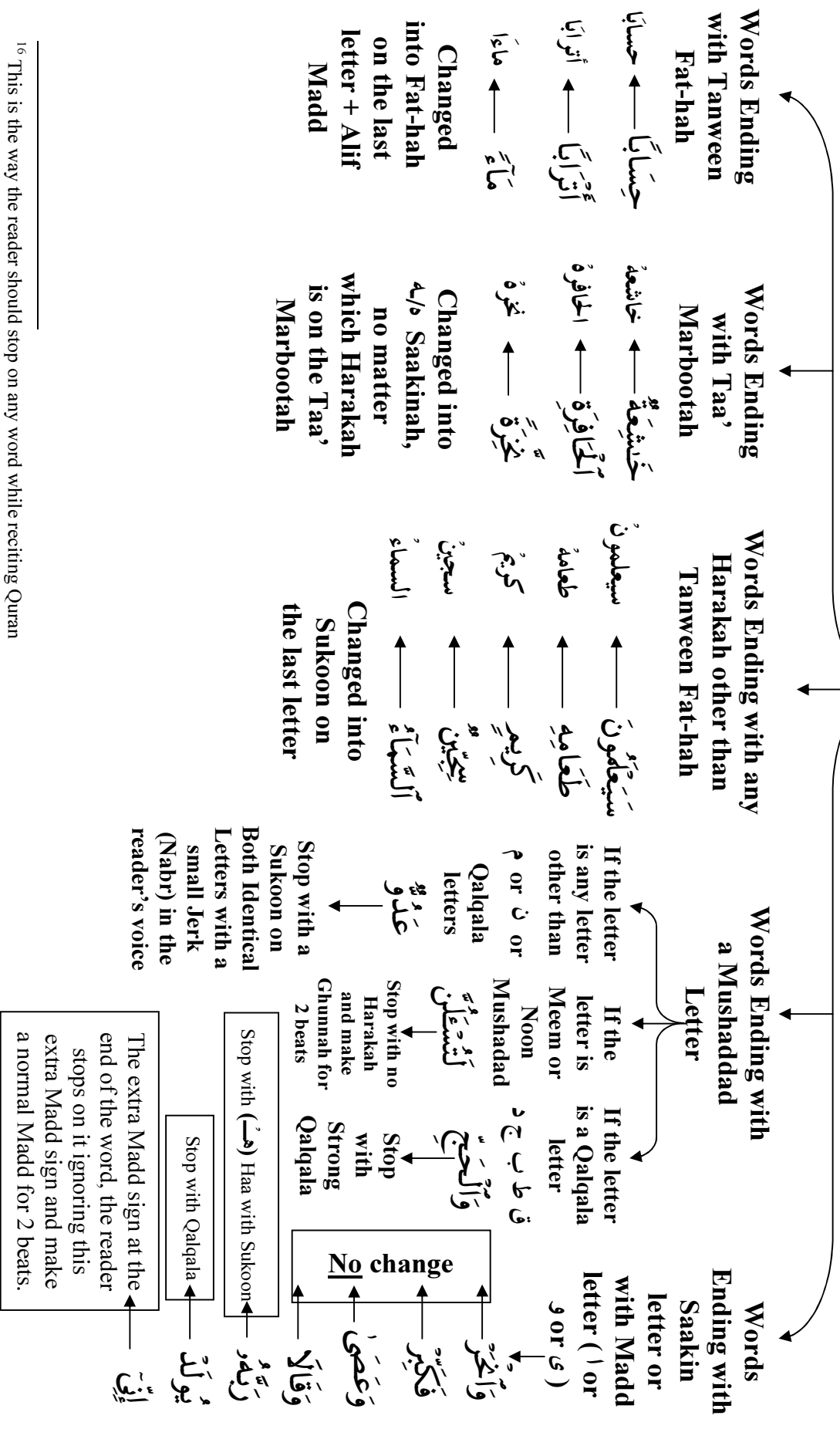
( لَصَالُوا الْجَحِيمِ ) ( فَلَا أَقْتَحَمَ الْعَقَبَةَ )

( إِلَّا اَبْتِغَاءَ وَجْهِ رَبِّهِ اَلْاَعْلَى )

Wonderful  
You completed 28  
words from Quran  
Your total is 1201

## Stopping at the End of Words

(16)



<sup>16</sup> This is the way the reader should stop on any word while reciting Quran

## Exercises 13

### 1. Read the following

إِذَا أُلْقُوا فِيهَا سَمِعُوا لَهَا شَهِيقًا وَهِيَ تَفُورُ

إِذَا تُلِّيَ عَلَيْهِ ءَايَاتُنَا قَالَ أَسَاطِيرُ الْأَوَّلِينَ

وَأَمَّا عَادٌ فَأُهْلِكُوا بِرِيحٍ صَرْصَرٍ عَاتِيَةٍ

لِنَجْعَلَهَا لَكُمْ تَذْكِرَةً وَتَعِيهَا أُذُنٌ وَعَايَةٌ

تَعْرُجُ الْمَلَائِكَةُ وَالرُّوحُ إِلَيْهِ فِي يَوْمٍ كَانَ مِقْدَارُهُ خَمْسِينَ

أَلْفَ سَنَةٍ

Wonderful  
You completed 8 Ayat  
from Quran  
Your total is 1201 words  
and 8 Ayat

أَنْ أَعْبُدُوا اللَّهَ وَاتَّقُوهُ وَأَطِيعُوا

قَالَ رَبِّ إِنِّي دَعَوْتُ قَوْمِي لَيْلًا وَنَهَارًا

إِنَّ نَاشِئَةَ اللَّيْلِ هِيَ أَشَدُّ وَطْأًا وَأَقْوَمُ قِيلاً

وَأَذْكَرُ اسْمِ رَبِّكَ وَتَبَتَّلَ إِلَيْهِ تَبْتِيلاً

إِنَّا سَنُلْقِي عَلَيْكَ قَوْلًا ثَقِيلاً

وَأَصْبِرْ عَلَىٰ مَا يَقُولُونَ وَأَهْجُرْهُمْ هَجْرًا جَمِيلاً

وَذَرْنِي وَالْمُكَذِّبِينَ أُولِيَ النَّعْمَةِ وَمَهِّلْهُمْ قَلِيلاً

وَطَعَامًا ذَا غُصَّةٍ وَعَذَابًا أَلِيماً

إِلَىٰ رَبِّكَ يَوْمَئِذٍ الْمُسْتَقَرُّ

لَا تُحْرِكُ بِهِ لِسَانَكَ لِتَعْجَلَ بِهِ

إِنَّ عَلَيْنَا جَمْعَهُ وَقُرْءَانَهُ

Wonderful  
You completed 9 Ayat  
from Quran  
Your total is 1201  
words  
and 17 Avat



فَإِذَا قَرَأْتَهُ فَاتَّبِعْ قُرْآنَهُ

ثُمَّ إِنَّ عَلَيْنَا بَيَانَهُ

كَلَّا بَلْ تُحِبُّونَ الْعَاجِلَةَ

إِنَّ الْأَبْرَارَ يَشْرَبُونَ مِنْ كَأْسٍ كَانَ مِزَاجُهَا كَافُورًا

يُوفُونَ بِالنَّذْرِ وَيَخَافُونَ يَوْمًا كَانَ شَرُّهُ مُسْتَطِيرًا

وَدَانِيَةً عَلَيْهِمْ ظِلُّهَا وَذُلَّتْ قُطُوفُهَا تَذْلِيلًا

أَلَمْ نَجْعَلِ الْأَرْضَ كِفَاتًا

وَجَعَلْنَا فِيهَا رَوَاسِيَ شِمِخْتٍ وَأَسْقَيْنَكُم مَّاءً فُرَاتًا

أَنْطَلِقُوا إِلَى ظِلِّ ذِي ثَلَاثِ شُعَبٍ

Wonderful  
You completed 8 Ayat  
from Quran  
Your total is 1201  
words  
and 23 Ayat

## Al-Hamza

### الهمزة

### How to read Al-hamza الهمزة

Al-Hamza should be pronounced along with the Harakah that comes with it wherever it is written. That means that either Al-Hamza is written on top of or underneath another letter or even found by itself, the reader is supposed to pronounce only Al-Hamza along with its Harakah.

## Exercises 14

### 2. Read the following words

فَتَاتُونَ	مَاءٌ	أَوْتَادًا	يَتَسَاءَلُونَ
شَاءَ	وَالْمَلَيْكَةُ	عَطَاءٌ	جَزَاءٌ
ءَأَنْتُمْ	فَإِذَا	فَإِنَّمَا	أَءِذَا
جَاءَهُ	يَسْأَلُونَكَ	فَإِنَّ	وَأَثَرَ
سُئِلَتْ	الْمَوْءِدَةُ	أَوْلَاتِكَ	وَحَدَائِقَ
أُوتِيَ	هَتُوْلَاءِ	الْأَرَآئِكَ	ءَأَيْتُنَا
السَّرَائِرِ	وَالْتَرَائِبِ	وَرَأَيْهِمْ	يُبْدِي

Wonderful  
You completed 28  
words from Quran  
Your total is 1229  
words and 23 Ayat

ءَانِيَةٍ	فَأَكْرَمَهُ	وَجَاءَءَ	يَتَأْتِيهَا
يُؤْتِي	لِأَحَدٍ	فَعَاوَى	عَابِلًا
جَزَأَوْهُمْ	لَتَسْأَلَنَّ	الْأَفْعِدَةَ	لِإِيلَافِ
مَعَابًا	بِعَايَتِنَا	وَكَاَسًا	السَّائِلِ
وَإِيتَايِ	يَوْمَئِذٍ	أَءِنَّا	إِلَيْهِمْ
مَاءَهَا	وَلَا نَعْمِكُمْ	فَإِذَا	شَانِكَ
فَأَنْتَ	أَلَّا	شَيْءٍ	وَأَمْنَهُمْ
رَأَاهُ	تَشَاءُونَ	بِغَايِبِينَ	أَرَأَيْتَ
قُرِيءَ	الْقُرءَانُ	الْمُؤْمِنِينَ	يُرَأَوْنَ
غُثَاءً	سُنُقْرُوكَ	تُؤْتِرُونَ	الْمَشْءَمَةَ
إِطْعَمُوا	بِعَايَتِنَا	يَيْسَ	

Wonderful  
You completed 43 words  
from Quran  
Your total is 1272 words  
And 23 Ayat



## **Way to Go!**

You Read **1272** words

And **23** Ayat From Quran

Do not miss this wonderful opportunity  
And start Reading the Quran.

Do not forget that you still need to learn  
Tajweed rules to be able to recite Quran  
the way it was revealed.

Hurry!! Take your book, "*Reach the goal  
via Tajweed Rule*" and find a teacher to  
learn the proper way to recite Quran.

## **References**

1. “القرآن الكريم”, *The Holy Quran* .
2. Abdulwahid Hamid “*Graded Steps in Quran Reading*” MELS-Muslim Education & literary services, Miami, FL. 2001.
3. Hassan Bin Salim, “القاعدة المكية”, <http://saaid.net/book/open.php?cat=2&book=98>, 1994
4. Haroon R. Baqai, “*let's beautify our recitation*”- 3<sup>rd</sup> Edition, Faith Publication.

*This Book,*

*This book teaches how to read Qur'an for those who do not know how to read Qur'an from its Arabic text. Starting from the Arabic Alphabet ending with complete Ayat from Quran. This book takes the learner step by step through the typical examples from Quran, as it covers the short vowels, the Sukoon, the Madd, the Tanween, the Shaddah, and Hamzatul-wassl.*

*May Allah teach us that which benefits us and may He benefit us with what He taught us.*

*Maha M. Rasheed*

